

Trevi Tradition Built-in

Installation Suitability

Balanced or unbalanced high or low pressure water systems. Modulating combination boilers. Power shower installations.

Supplied with 3/4" inlets and one 3/4" female mixed outlet.

Has a variable build in depth between 45 to 65mm (from finished wall surface).

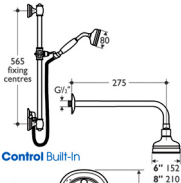
Operating Pressures

Minimum 0.1 Bar (1 metre from the bottom of the storage tank to shower head).

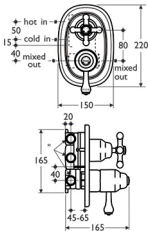
Maximum 5.0 Bar static pressure.

Maximum pressure differential 5:1.

Shower System



Control Built-In



Trevi Tradition Exposed

Installation Suitability

Balanced or unbalanced high or low pressure water systems. Modulating combination boilers. Power shower installations.

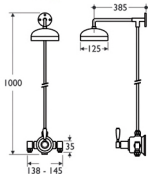
Operating Pressures

Minimum 0.1 Bar (1 metre from the bottom of the storage tank to shower head).

Maximum 5.0 Bar static pressure.

Maximum pressure differential 5:1.

Shower System



Control

