

iCON 15



A stylish low profile fan for discreet ventilation

iCON 15, designed to provide ventilation levels that meet the latest **Building Regulations ADF**

The airflow iCON fan is an efficient, stylish and unique ventilation solution for the modern home. The shutter design makes switching on and off almost silent, and helps reduce external noise ingress.

The slim profile and iris shutter of the iCON make it a fan which will blend discreetly into any setting.

Features

- Flow rate up to 21 l/sec (76 m³/hr)
- Conforms to IPX4 rating.
- Wide range of colours available
- Stylish, slim and unobtrusive in walls or ceilings
- Ductable up to 4m using rigid pipe.
- Unique iris shutter, prevents back draughts, operates silently
- Interchangeable control modules match fan to installation requirements
- Circular design, no squaring up.
- Very simple installation
- 3 year warranty

Model: iC15

Part No: 72591501



iCON 15 is ideal for toilets, en-suites, shower rooms and bathrooms. Recessed into the wall or ceiling, it is stylish and unobtrusive, even in the smallest of spaces.

A fan offering both exceptional extraction and stylish appearance...

Application.

Ideal for use in toilets, en-suites, shower rooms and bathrooms.

iCON 15



For more information please visit airflow.com or email us at info@airflow.com or call **01494 560800**

iCON 15

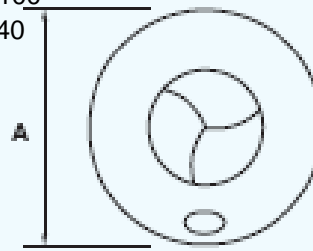
Why Ventilate?

AIRFLOW fans exceed the requirements of the latest building regulations helping to combat the harmful effects of dampness and condensation and by extracting airborne pollutants such as odours, cooking smells, humid and stale air. The potential hazards to health for occupants and possible damage to the fabric of the building can be largely eliminated.

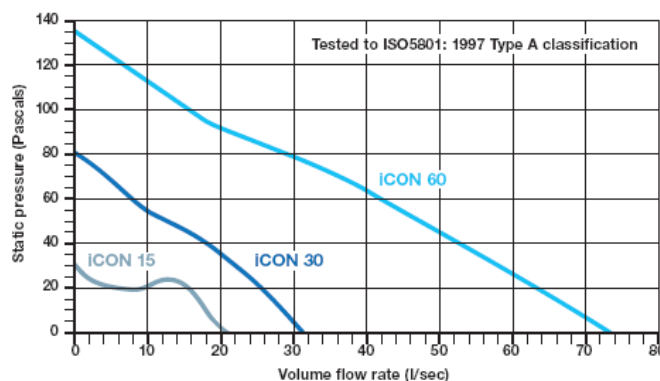
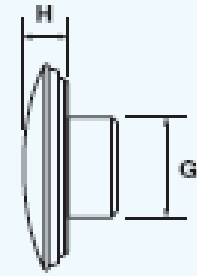
Model	iCON 15
Extract volume	21 l/sec 76 m ³ /hr
Sound pressure dB(A) @ 3m	35
Impeller	Axial
Mounting (Wall/Ceiling)	Recessed
Weight (Kg)	0.74
Ductable	Up to 4m
Outlet (dia)	100mm (4")
Power (watts)	14.5
Electrical Supply	230V/1PH/ 50Hz
Maximum ambient temperature	40°C
IP rating	IPX4

Dimensions (mm):

A-197
G-100
H-40



Recessed mounted iCON 15



All iCON fans are available with control modules for complete customization. Any fan is compatible with any module so installation really is a case of plug and play simplicity. (See iCON module sheet for more details).

MODULE	CONTROL FUNCTION
	Basic Fan operates by remote switch (optional). No module required
PCM	Pull Cord Manual on/off control by pull cord switch
TM	Timer Adjustable timer 1 to 45 minutes. Remote or light switch operation
HTM	Humidity Adjustable humidity setting 40% to 90% RH, adjustable timer and pull cord boost
PRTM	Infrared Passive infrared activation with adjustable timer overrun
PRHTM	Infrared Passive infrared activation with adjustable humidity setting and adjustable timer overrun
2SM	Two speed On/off by remote switch (optional), starts at full speed and reduces to trickle speed by integral pull cord.

For more information please visit airflow.com or email us at info@airflow.com or call 01494 560800